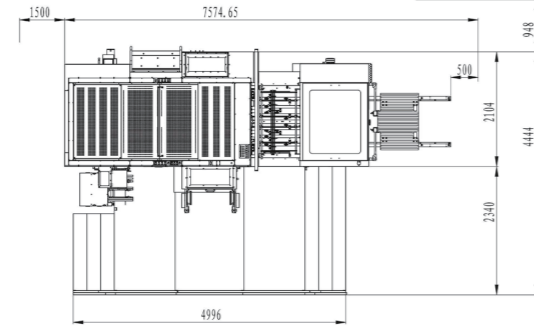
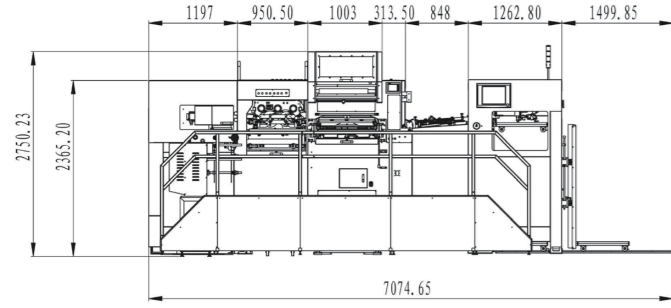
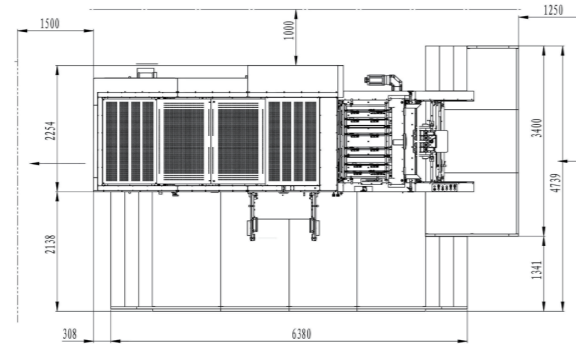
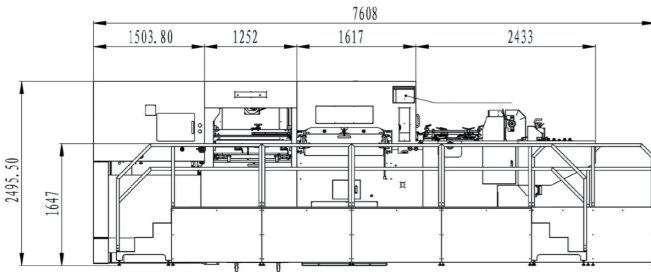


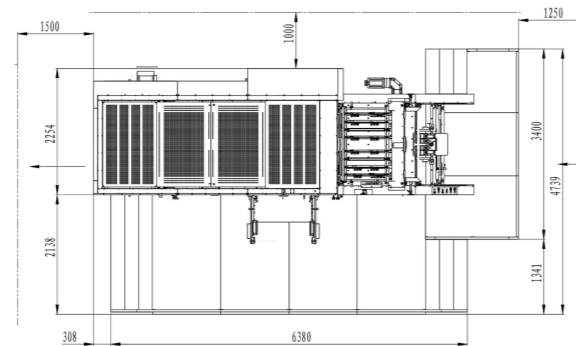
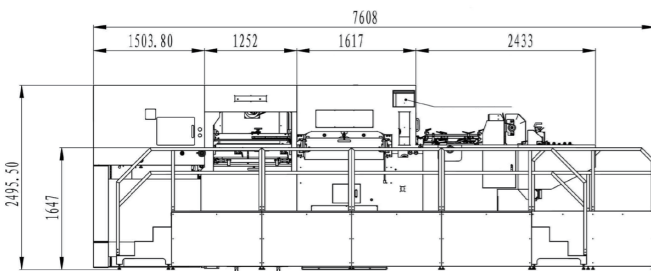
BONITEC ECOCUT 106F Layout:



BONITEC ECOCUT 1200F Layout:



BONITEC ECOCUT 1300F Layout:



Model	ECO106F	ECO1200F	ECO1300F
Max Sheet Size	1060 × 750mm	1200 × 960mm	1300 × 950mm
Min Sheet Size	400 × 360mm	400 × 360mm	550 × 450mm
Max Diecutting Size	1040 × 720mm	1180 × 950mm	1285 × 935mm
Diecut Chase Size	1080 × 745mm	1280 × 1080mm	
Diecut Plate Size	1080 × 736mm	1230 × 966mm	1340 × 960mm
Paper Range	Cardboard:80-1800g/m ² Corrugate : Max 4mm Thickness	Cardboard:80-1800g/m ² Corrugate : Max 5mm Thickness	Cardboard:90-2000g/m ² Corrugate : Max 4mm Thickness
Gripper Margin	8mm	8mm	8mm
Max Machine Speed	7500 Sheet/h	7000 Sheet/h	6500times/h
Max Pressure	300 Ton	320 Ton	450 Ton
Power requirement	380V three- phase 60Hz	380V three- phase 50Hz	380V ± 5% 50Hz
Total Weight	16 Ton	20Ton	27Ton
Compressed air pump	Air compressor exhaust volume 0.8m ³ /min	Air compressor exhaust volume 0.36m ³ /min	Air compressor exhaust volume 0.36m ³ /min
Dimension(L × W × H)	5600 × 2100 × 2400mm	6900 × 2260 × 2500mm	7500 × 2800 × 2680mm
Max.Stamping size	1020 × 720mm	1150 × 920mm	1260 × 920mm
Foil width(mm)	25-600mm	25-600mm	25-600mm
Max.Foil Roll Diameter	∅ 200 mm/ ∅ 240 mm	∅ 200 mm/ ∅ 240 mm	∅ 200 mm/ ∅ 240 mm
Temperature Range	0-200° C	0-200° C	0-200° C
Number of Heated Zones	12	12	12
Power for Heating(s/h)	24kw	25kw	27kw
Maximum Speed	6000	5500	5000



Shanghai Yoco Printing Machinery Co., Ltd.



TOTAL SOLUTION FOR CONVERTING PACKAGING MACHINERY



Shanghai Yoco Printing Machinery Co., Ltd.
 Add: 338 Wenqu Road, Fengxian District, Shanghai, P.R. China Zip code:201424
 Tel: +86 21 64345883/64347019 Fax: +86 21 64345642/64347019
 Email: info@Yoco-group.cn yoco_sean@163.com shanghaiyoco@vip.163.com
 Website: www.yoco-sh.com



Shanghai Yoco Printing Machinery Co., Ltd. reserves the copyright and the final right of interpretation of this brochure. No Prior notice will be made for any data change. YOCO201810-01-1000



BONITEC ECOGUT 106F

Automatic Diecutting & Foil Stamping Machine




3. Foil stamping section

- 3 sets of individually controlled programmable foil pull rollers in longitudinal direction driven by 2.5kw servo motor, make step and indexing fast and accurate. Each shaft can be independently programmed with foil step and index;

- 2 sets of individually controlled programmable foil pull rollers in transversal direction, each shaft is controlled by 2kW servo motor, make step and indexing fast and accurate.
- Free standing operation console with industrial pc, touch screen and 12 thermometer for foil advancing step setting and temperature control with machine pre-heating timer

- Longitudinal foil roll loading bracket can be pulled out and a new type of foil stamping rubber wheel is applied, easy for foil installation and adjustment of foil stamping device
- Heating base with 12 heating zone each temperature adjustable individually

- Thin paper stretching air blaster with air volume, blasting strength per zone and starting and ending time adjustment
- Servo Motor driven inverter controlled brush rollers waste foil ejecting and foil tension system




4. Waste Foil Collection Device

- Two pairs of waste foil ejection brushes driven by 2KW servomotor, controlled by SFRS for efficient waste foil ejection and keeping foil tension constant by synchronizing pressure between waste foil pulling with foil advancing.



5. Delivery Section

- Automatic delivery with non - stop curtain. This curtain moves into the delivery to catch the arriving sheets during the pile exchange
- Buffer device of tension wheel of gripper bar drive chain
- Five section brush brake each section angle adjustable individually
- Safety device to prevent the steel pile plate from clamping on the foot when it reaches at ground level
- Tape inserter of counting is optional.



1. Pile Feeding Section

- Patent turbo spiral air blower pressing foot at feeder head
- Four pick up and four forward suck heads with angle adjustment
- Preloading device with rail cart and scaled gate
- Non - stop feeder with automatic pile lift
- Left and right side turbo air blower
- Side adjustment of pallet table
- Photo sensor safety barrier at pallet table floor level touching point



2. Electric Box + Foil setting System

- Advanced European and American safety standards (CE standards) are adopted for electrical components and circuits
- Operation and fault monitoring system of machine are controlled by PLC

BONITEC ECOGUT 1200F

Automatic Diecutting & Foil Stamping Machine



5. Delivery Section

- Automatic delivery with non - stop curtain. This curtain moves into the delivery to catch the arriving sheets during the pile exchange
- Buffer device of tension wheel of gripper bar drive chain
- Five section brush brake each section angle adjustable individually
- Safety device to prevent the steel pile plate from clamping on the foot when it reaches at ground level
- Tape inserter of counting is optional.



2. Electric Box + Foil setting System

- Advanced European and American safety standards (CE standards) are adopted for electrical components and circuits
- Operation and fault monitoring system of machine are controlled by PLC




3. Foil stamping section

- 3 sets of individually controlled programmable foil pull rollers in longitudinal direction driven by 2.5kw servo motor, make step and indexing fast and accurate. Each shaft can be independently programmed with foil step and index;



1. Pile Feeding Section

- Patent turbo spiral air blower pressing foot at feeder head
- Four pick up and four forward suck heads with angle adjustment
- Preloading device with rail cart and scaled gate
- Non - stop feeder with automatic pile lift
- Left and right side turbo air blower
- Side adjustment of pallet table
- Photo sensor safety barrier at pallet table floor level touching point



4. Waste Foil Collection Device

- Two pairs of waste foil ejection brushes driven by 2KW servomotor, controlled by SFRS for efficient waste foil ejection and keeping foil tension constant by synchronizing pressure between waste foil pulling with foil advancing.