

sCELL-H2000

LTE Integrated eNodeB

2*40W with MIMO

Passive Cooling IP65

192 Concurrent Users

384 RRC Users

The sCELL-H2000 from BTI WIRELESS is an advanced outdoor LTE compact product that operates in FDD mode. This eNB provides users with high-speed broadband wireless access to the Internet using 2x40W output power (2x2 MIMO with 40W output each channel). This eNodeB can operate in 5, 10, 15 or 20 MHz bandwidth, supporting 192 concurrent users and 384 RRC users.

KEY FEATURES

- Standard LTE FDD Band 3/Band 5 or customized
- Complies with 3GPP Release 13 standard
- Supports 5/10/15/20 MHz bandwidth
- GUI-based local and remote web management
- TR069 network management interface support
- External high-gain antenna
- Peak rate (per unit): DL 145 Mbps, UL 45 Mbps @ 20 MHz bandwidth
- 192 concurrent users per eNodeB, 384 RRC users per eNodeB
- Passive Cooling IP65

HARDWARE SPECIFICATIONS

LTE Mode	FDD
Frequency Bands	Band 3/Band 5 or customized
Channel Bandwidth	5 MHz, 10 MHz, 15 MHz, 20 MHz
Max Output Power	46dBm / channel
Power Supply	220V AC (176V~264V)
Power Consumption	≤ 350W
Receive Sensitivity	< -101.5dBm
Synchronization	GPS, 1588 (optional)
Interfaces	One optical (SFP) and one RJ-45 Ethernet interface
MIMO	2 x 2
Installation	Pole or wall mount
Antenna Type	External high-gain antenna compatible with eNodeB 4.3-10 Female interface
Dimensions (HxWxD)	420 x 450 x 164.5 mm 16.5 x 17.7 x 6.48 in
Weight	< 22 kg 31.1 lbs (exclude accessories)

SOFTWARE SPECIFICATIONS


LTE Standard	3GPP Release 13
User Capacity	192 concurrent users, 384 RRC users
Modulation	QPSK, 16QAM, 64QAM
Network Management	TR069
Maintenance	Remote or local maintenance Online status management Performance statistics Fault management Local or remote software upgrade

	Logging Connectivity diagnosis Automatic start and configuration Alarm reporting User information tracing Signaling trace
--	--

ENVIRONMENTAL SPECIFICATIONS	
Operating Temperature	-40 °C ~ +55 °C -40 °F ~ +131 °F
Storage Temperature	-40 °C ~ +75 °C -40 °F ~ +158 °F
Humidity	5% ~ 95%
Ingress Protection Rating	IP65
Heat Dissipation	Passive Cooling


Note: Features may vary based on model or region.

TYPICAL APPLICATION




In rural and suburban areas, the wireless network coverage is relatively wide, but the users are less fixed than the fixed ones. By deploying LTE integrated high-power base stations in a town or natural village, the signal coverage in a small area can be achieved, reaching low Investment in rural 4G wireless access.


In order to solve the indoor and outdoor coverage problems of large and medium-sized scenes in Hunan Province, Hunan Mobile purchases our integrated high-power base stations to increase the breadth and depth of network coverage, which greatly improves network quality and service quality.




Rural



Road



Industrial Campus



Capacity Compensation

Contact Us

www.btiwireless.com
sales@btiwireless.com